

1

PROGRAMME MANAGERS MEETING ON LEPROSY ELIMINATION

Dr Abdellatif IDRISSE AZZOUZI
Skin Diseases service
DELM/ Health Ministry of Morocco

EMRO, Cairo, 15-16 July 2009

2

PLAN

- **Epidemiological trends**
- **Achievements**
 - National seminar of the leprosy activities evaluation 2009
 - Country based target
- **Specific issues**
 - Training activities
 - Disability management and community rehabilitation
 - Multi drug resistance
- **Skin disease and leprosy Programme**
 - Strategy for 2008-2012
 - Planned activities

3

INTRODUCTION

- **The Health Ministry work plan for 2008-2012 offered several opportunities for the leprosy control** (the rural area health plan , decentralization and integration process , partnership...)
- **Leprosy Control strategy and the organization of the Program was revised**
- **The big concern** : to reinforce Commitment for leprosy control at the regional level.

4

EPIDEMIOLOGICAL TRENDS

5

LEPROSY DETECTION AND PREVALENCE RATES (2008)

- Nb of New cases : **53**
Leprosy Detection Rate : 0.16 / 100 000
- Nb of under treatment patients : **88**
Leprosy Prevalence Rate : 0.28 / 100 000

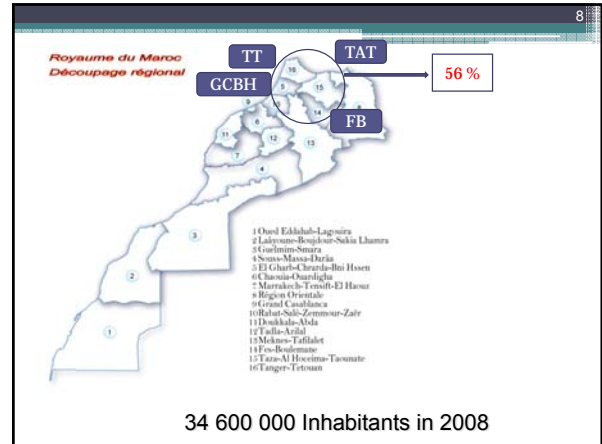
$P/D = 1.6$

6


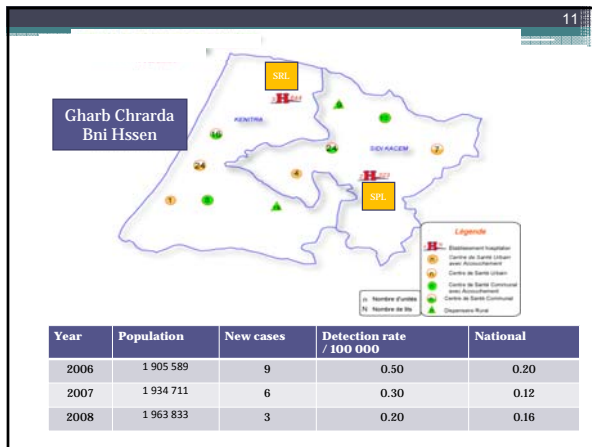
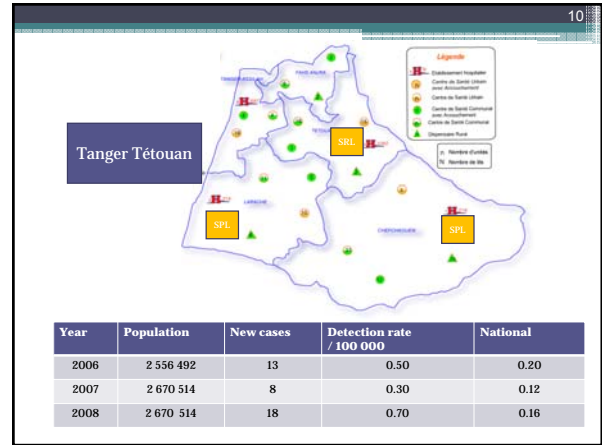
P/D RATIO TREND

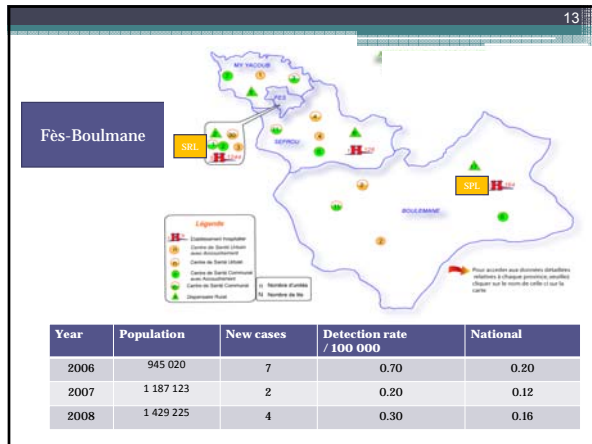
Year	Prevalence	Detection	P/D ratio
2004	302	62	4.8
2005	300	43	6.9
2006	200	62	3.2
2007	100	38	2.6
2008	88	53	1.6

Year	New cases	Detection Rate	Under Treatment	Prevalence Rate	% MB	% Female	% Disability G 2	% Child
1990	134	0.54	7877	32.1	62	36	21	7.4
1991	120	0.47	1036	4.1	69	26	13	6.6
1992	116	0.45	1067	4.1	72	28	19	6
1993	113	0.43	1103	4.2	66	31	11	6.1
1994	113	0.43	1103	4.2	64	40	11	10.6
1995	97	0.36	1124	4.2	69	25	20	2
1996	79	0.29	1163	4.3	70	43	23	6.3
1997	83	0.30	1125	4.1	66	32	14	3.6
1998	100	0.36	1074	3.9	64	29	15	5
1999	90	0.32	1079	3.8	60	41	12	7.7
2000	61	0.21	370	1.3	70	38	6	13
2001	74	0.25	360	1.2	73	29	2	9
2002	60	0.20	340	1.1	54	33	5	8
2003	50	0.16	340	1.1	61.3	40	2	8
2004	62	0.20	302	1	61	42	2	8
2005	43	0.14	300	1	67.4	42	14.5	14
2006	62	0.20	200	0.6	72.5	42	16.2	3
2007	38	0.12	100	0.32	65	39	20.9	0.5
2008	53	0.16	88	0.28	77	40	11.3	3.7



REGION	Cumul par région								Nb	
	2001	2002	2003	2004	2005	2006	2007	2008		%
TANGER-TETOUAN	15	15	7	19	4	13	8	18	81	19.1
EL GHARB-CHARRADA-BENI HSEN	13	9	6	7	7	9	6	3	60	14.2
TAZA-ALHOCEIMA TAOUNATE	7	7	7	6	9	8	7	7	58	13.7
FES-BOULEMANE	7	8	7	0	4	7	2	4	39	9.2
TADLA-AZILAL	9	4	2	1	0	9	1	2	1	6.6
GRAND CASABLANCA	2	3	4	5	4	2	1	7	25	6.6
REGION DE L'ORIENTAL	3	2	1	5	5	3	1	6	30	6.1
DOUKKALA-ABDA	3	2	4	2	2	3	6	1	23	5.1
MEKNES-TAFILALET	7	1	3	3	2	2	1	2	21	4.9
RABAT-SALE ZEMMOUR-ZAËR	1	3	2	2	3	2	1	0	14	3.3
SOUS-MASSA-DRAA	2	4	0	1	0	2	1	3	13	3.1
CHADOUJA OUAJDIGHA	2	1	3	3	3	0	0	0	12	2.8
MARRAKECH-TENSIFT - LHAOUZ	2	0	4	1	0	2	2	0	11	2.6
GUELMIM-SMARA	0	0	0	7	0	0	0	0	7	1.6
LAAYOUNE-BOUJDOUR-SAKIA LHAMRA	1	1	0	0	0	0	1	0	3	0.7
	74	60	50	62	43	62	38	53	424	100 %





14

NEW CASES DIAGNOSIS AND REFERENCE TO THE NLC

	2006	2007	2008
Survey around new case	3 (5 %)	1(3 %)	0 (0 %)
Private dermatologists	13 (21 %)	10(26 %)	9(17 %)
Public dermatologists and leprosy services	26 (42 %)	19(50 %)	41(77 %)
Family and self reporting	20 (32 %)	8(21 %)	3(6 %)
Total	62	38	53

15

ACHIEVEMENTS



17

THE OBJECTIVES OF THIS SEMINAR:

To assess the achievements of 2008 and to prepare the work plan for 2009:

- To discuss epidemiological trends at the regional level
- To assess achievements at the provincial and regional levels
- To present the national directives for 2009,
- To analyze the organization of the skin diseases and leprosy services and the referral system,

➔ Strategic target, activities and indicators

18

Objectives	Activity	Indicator
1. To ensure timely detection	- Survey around new cases	- % of new case contact's examination
	- MB family contact examination (1 examination per year)	- % of family contact examination
	- Training	-% of PHWs trained -Nb of training course in the NLC
- IEC		-Nb of IEC session - Nb of population having profited of IEC
	Other :	
	- Mass survey	- % of population examined
	- Skin diseases camp.	

19

Objectives	Activity	Indicator
2. to ensure a good observance of the treatment	- To follow the patients under treatment	- Cure rate - Defaulters number
3. To prevent and manage disabilities	- To follow the patients after treatment - To follow the patients with disabilities during and after treatment	- Nb of reactions -Nb of patients with new disabilities

20

COUNTRY BASED TARGETS

	2006	2007	2008	2009 (Target)	2010 (Target)
Detection rate	0.20	0.12	0.16	0.14	0.12
Survey around new cases	100 %	100 %	100 %	100 %	100 %
MB family contact examination	25 %	30 %	50 %	60 %	60 %
% of PHWs from endemic area trained in New operational guidelines	10 %	30 %	40 %	50 %	60 %
Grade 2 disability	16.2 %	20.9 %	11.3 %	8 %	6 %
Default Rate	1 %	1 %	0%	0 %	0%
MDT Coverage 22 Structures (NLC, 11 SRL, 10 SPL)	4.5 %	22 %	100 %	100 %	100%

21


SPECIFIC ISSUES

- 22
- ### Training activities
- Supported by FAIRMED**
- Organization of seminar of training to the profit of the personnel of the National Leprosy Center
 - Organization of 3 regional Seminars of training in leprosy to the profit of 70 doctors and of 50 nurses.
 - Organization of a hospital training course within the NLC for 5 dermatologist, 4 general doctors and 3 nurses from the endemic areas.

- 23
- ### Disability management and community rehabilitation
- Disability management is included in the regional and provincial work plans since 2007;
 - Before, all activities were centralized in the NLC
 - 8 patients are in the NLC for surgery .
 - Rehabilitation : partnership with ART NGO
No CBR

24

SKIN DISEASE AND LEPROSY PROGRAMME



- 26
- ### Major actions 2009-2010
- To integrate the structures of epidemiology (ORE and CPE)
 - To review the mission and the organization of National Leprosy Center : Skin diseases hospital
 - To develop the activities of prevention of disabilities
 - Training and IEC
 - To mobilize additional resources (partnership)

27

Activity	Unit	Nb	Unit Price	Total Price
Training	Patients and families IEC	- Pages of Pamphlet - Booklet	500 pages 3000 booklet	5 000
	National technical committee	- Workshop - National Guideline review	2 5000 books	3 000 5 000
PHW s training	- Provincial seminar	22		42 000
Lab Technicians	◊ NLC training course	22 (5 days)		5 000

28

Activity	Unit	Nb	Unit Price	Total Price
Disability management	- Meeting - Workshop	2 Meetings 1 Workshops		8 000
	Supervision and monitoring	- Field Visit - Data Analysis (with feedback)	21 Field Visits	2 100

29

CONCLUSION

- 30
- ### How to reinforce commitment at the regional level ??
- 1 ◊ Programmes integration at the operational level (Leprosy, leishmaniasis, STD ...)
 - 2 ◊ Quality in primary health care services
 - 3 ◊ Reinforcement the offer of care in dermatology and the referral system